












Your Edges – Our Tools

Not all edges are alike. The type of glass, the thickness and the glass profile determine the tool. ARTIFEX offers the right polisher for any edge. The classic polishing cup wheels and disks by ARTIFEX already result in an outstanding industry gloss. Afterwards, the cerium oxide products of the CE series provide the perfect high gloss.

| EDGE PROFILES | | TYPE OF DELIVERY | BONDS FOR INDUSTRY GLOSS | BONDS FOR HIGH GLOSS |
|---|--|---|--------------------------|----------------------|
|  | Flat | | | |
|  | Miter (45°) | Cup wheel | Q, BQ, BJ, PR, PBR, R, N | CE |
|  | Bevel | | | |
|  | LSG | Cup wheel, segmented | Q, BQ, BJ, PR, PBR, R, N | CE |
|  | Arris | Cup wheel | WS, MS, HS, SJ, R, N, Q | CE |
|  | Flat & arris | | | |
|  | Bull nose | | | |
|  | Waterfall | Peripheral wheel | UJ, UQ, N, R | CE – U |
|  | Triple waterfall | | | |
|  | OG edge | | | |
|  | Low-E and Solar Glass (decoating) | Sleeve, mounted point, peripheral wheel | T | |